

# BACKGROUND

ON THE NIGERIAN NONPROFIT SECTOR



Nonprofits form a vital part of the civil society sector in Nigeria, with their work reaching millions in different communities and touching every facet of the Nigerian society. Nigerian nonprofits have a strong history of helping the vulnerable and disadvantaged in our society. Since the 1930's nonprofits in Nigeria have been providing services to the underserved and are mainly religious and social clubs providing support, majorly in the areas of education and health.

The nonprofit sector in Nigeria today is heterogenous covering activities and services including education, health, economic and community development, youth and youth development, poverty, gender, research and development, peace and conflict resolution, democracy and good governance, water and sanitation, disability, trade, ICTs, reforms, microfinance and communications for development.

Owing to lack of data and diversity, it is very hard to have accurate information on the activities and contributions of the nonprofit sector in Nigeria. In this document the Nigeria Network of NGOs (NNNGO) is using the data it holds about its membership to help increase and improve understanding of the third sector space in Nigeria.



Photo by [Ben White](#) on [Unsplash](#)

## > SOME FACTS AND FIGURES

Nonprofits are active all around the country, spreading across the 6 geo-political zones. Over 85,000 nonprofits are estimated to be registered with the Corporate Affairs Commission (CAC) since it was established in 1990. Of this, nearly 3,000 are members of NNGO with:



**25%**

Working in the North-Central



**5.5%**

Working in the North-West

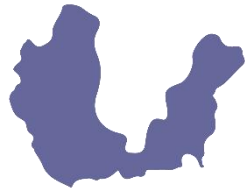


**5%**

Working in the North-East



## > SOME FACTS AND FIGURES **cont'd**



**14.5%**

in the South-South



**40.3%**

in the South-West



**9.7%**

in the South East

---

For their formation, operation and oversight, **80.8%** of them are registered with CAC, **19.2%** are not registered with CAC but registered at the State or Local Government or not registered with any entity at all.





## > SOME FACTS AND FIGURES **cont'd**


While the nonprofit sector makes significant contribution to the economy, this is not often captured by traditional economic statistics. **30%** of nonprofits within the NNGO membership have a budget less than **₺500,000**, another:

 **22%** operate on a budget between **₺500,000 - ₺1,000,000**

 **12.3%** operate on a budget between **₺1,000,000 – ₺2,000,000**

 **14.6%** operate on a budget between **₺2,000,000 – ₺5,000,000**

 **21%** operate on a budget between **₺5,000,000 and above**



## > SOME FACTS AND FIGURES **cont'd**

These organisations serve the following beneficiaries:

**69.5%**



Children and young people

**58.8%**



Public/Human kind

**46.3%**



Women

**33.2%**




People living with disabilities/special needs

**33.2%**

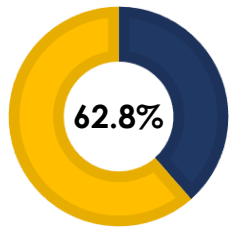


NGOs, PVOs, FBOs and CBOs

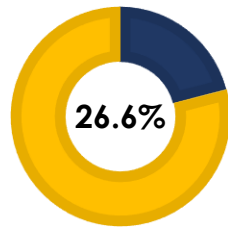


## > SOME FACTS AND FIGURES **cont'd**

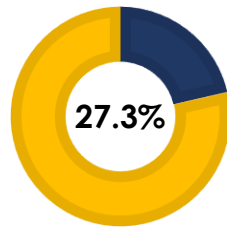
Majority (**70.5%**) of these organisations have counseling, care and training functions.



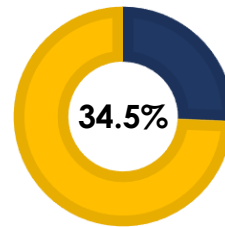
Function as  
advocacy,  
advisory and  
information  
nonprofits



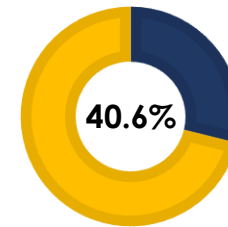
Function as  
research based  
organisations



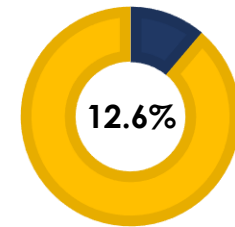
Function as a  
coalition,  
network or  
association



Foundation



Service  
delivery



Grant  
making

